SERIES CATALOGUE · LV REELING | 0.6/1 kV | 109 Variants · 5 Series

CORDAFLEX / TROMMELFLEX Equivalent

FC-CFX · FC-TPU (N)SHTÖU · D12Y11YU11Y
Low Voltage Reeling Cables 0.6/1 kV

Complete low voltage programme — rubber-sheathed (N)SHTÖU cables in heavy-duty, E-RTG, standard-duty and special designs, plus halogen-free PUR-sheathed reeling cables, for cranes, materials handling and mobile mining equipment.

Document No. **FC-CAT-LVR-2026-F73E-EN** Revision **0** Issue date **10 October 2026**

Language **English (AU)**

01 Programme Overview

FeiChun low voltage reeling cables supply power, control and data to moving equipment on motor-driven reels, spring-driven reels and festoon systems — under dynamic tensile loads, frequent changes of direction, torsion and running over rollers.

The FC-CFX family uses EPR insulation and a yellow PCP double sheath with a vulcanised anti-torsion braid (CORDAFLEX equivalent). The FC-TPU series uses halogen-free insulation and a flame-retardant PUR double sheath (TROMMELFLEX PUR-HF equivalent).

Typical applications

- STS, RMG, RTG and E-RTG container cranes
- Stacker-reclaimers, ship loaders and bulk-handling gantries
- Overhead cranes, trolleys and festoon systems
- Mobile mining equipment — opencast and underground
- Drag chains, machine tools and transport systems

109	0.6/1 kV	240 m/min	−50 °C
variants in 5 series	rated voltage		fixed installation

max. travel speed (heavy duty)

Series comparison

Parameter	FC-CFX-HD (N)SHTÖU	FC-CFX-ER (N)SHTÖU	FC-CFX-SR (N)SHTÖU	FC-CFX-SP (N)SHTÖU	FC-TPU-RL D12Y11YU11Y
Reference type	CORDAFLEX XPRT	CORDAFLEX XPRT E-RTG	CORDAFLEX SMRT	CORDAFLEX SPCL	TROMMELFLEX PUR-HF
Variants	33	18	17	11	30
Duty / use	Heavy duty, power + control	E-RTG main power, opt. FO	Standard duty, power	Control + bus / FO	PUR, halogen-free
Insulation / sheath	EPR / PCP, yellow	EPR / PCP, yellow	EPR / PCP, yellow	EPR / PCP, yellow	TPE-E / PUR, black
AC test voltage	3.5 kV	3.5 kV	3.5 kV	3.5 kV	2.5 kV
Max. tensile load	30 N/mm²	30 N/mm²	30 N/mm²	30 N/mm²	25 N/mm²
Torsion	± 50 °/m	± 50 °/m	± 50 °/m	± 50 °/m	± 50 °/m
Travel speed	240 m/min	240 m/min	200 m/min	240 m/min	180 m/min
Ambient, flexible	−35 … +80 °C	−35 … +80 °C	−35 … +80 °C	−35 … +80 °C	−40 … +80 °C
Fibre optics	—	12 × E9 (option)	—	G50 · G62.5 · E9	—
Section	§03	§04	§05	§06	§07

02 Common Technical Data

Parameter	FC-CFX (N)SHTÖU	FC-TPU D12Y11YU11Y
Rated voltage U_0/U	0.6/1 kV	0.6/1 kV
Max. operating voltage AC / DC	0.7/1.2 kV · 0.9/1.8 kV	0.7/1.2 kV · 0.9/1.8 kV
AC test voltage, 5 min	3.5 kV	2.5 kV
Conductor	Tinned Cu, class FS / 5	Plain Cu, class 5
Max. conductor temperature	+90 °C	+90 °C
Short-circuit temperature	+250 °C	+250 °C
Ambient — fixed installation	−50 °C to +80 °C	−50 °C to +80 °C
Ambient — fully flexible	−35 °C to +80 °C	−40 °C to +80 °C
Max. tensile load on conductor	30 N/mm²	25 N/mm²
Torsional stress	± 50 °/m	± 50 °/m
Min. bending radius	Per DIN VDE 0298-3 (see tables)	6 × D (see tables)
S-type direction changes	Min. 20 × D	Min. 20 × D
Travel speed	Up to 240 m/min (SR: 200 m/min)	Festoon 180 m/min; reeling higher on request
Fire performance	—	Flame retardant IEC 60332-1-2; halogen-free IEC 60754-1
Resistance	Oil, ozone, UV, moisture	Oil, abrasion, hydrolysis, ozone, UV

03 FC-CFX-HD (N)SHTÖU – heavy duty

equivalent to CORDAFLEX XPRT

33 variants

Heavy-duty LV reeling cable for very high mechanical stress — high travel speeds, dynamic tensile loads, changes of direction in different planes and torsion. 33 power and control variants for container cranes, stacker-reclaimers, ship loaders and mobile mining equipment.

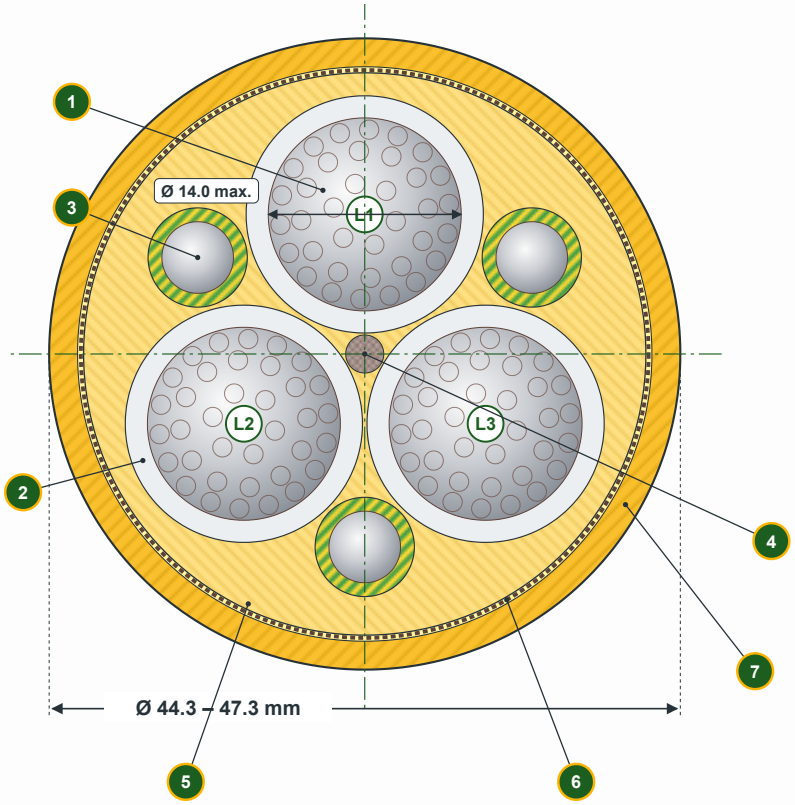

FEICHUN · SECTION A–A · 0.6/1 kV

FC-CFX-HD (N)SHTÖU-J

Doc. No. FC-CAT-LVR-2026-F73E-EN
Ref. 3×95+3×50/3
Rev. 0 · 2026-10-10 · 1st-angle · NTS

Drawing representative of the 3×95+3×50/3 size; other sizes scale proportionally.

Pos.	Element	Material
1	Phase conductor	Tinned electrolytic Cu, very finely stranded, class FS / class 5
2	Insulation	Special EPR-based compound, light-coloured cores with black numbers
3	Earth conductor	Split into 3 parts in the interstices, green-yellow insulation
4	Centre filler	Profiled rubber element
5	Inner sheath	PCP-based rubber compound, yellow
6	Anti-torsion braid	Polyester braid vulcanised between the sheaths
7	Outer sheath	PCP-based compound, min. 5GM5, abrasion- and tear-resistant, yellow

Shown: 3×95+3×50/3

FC-CFX-HD (N)SHTÖU 0,6/1 kV

Cores × cross-section mm²	FeiChun part no.	Conductor Ø max. mm	Outer diameter min. mm	Outer diameter max. mm	Min. bending radius mm	Weight approx. kg/km	Max. tensile force N	R_{20} max. Ω/km	Current rating A	Short-circuit current kA (1 s)
Power cables, 3-core with earth split in three										
3×35+3×16/3	FC-CFX-HD-001	8.4	28.7	31.7	159	1,990	3,150	0.565	162	5.01
3×50+3×25/3	FC-CFX-HD-002	10.3	34.4	37.4	187	2,810	4,500	0.393	202	7.15
3×70+3×35/3	FC-CFX-HD-003	12.0	39.7	42.7	214	3,860	6,300	0.277	250	10.01
3×95+3×50/3	FC-CFX-HD-004	14.0	44.3	47.3	237	4,950	8,550	0.210	301	13.59
3×120+3×70/3	FC-CFX-HD-005	15.8	51.0	55.0	275	6,440	10,800	0.164	352	17.16
3×150+3×70/3	FC-CFX-HD-006	17.5	53.9	57.9	290	7,500	13,500	0.132	404	21.45
3×185+3×95/3	FC-CFX-HD-007	19.4	58.9	62.9	315	8,990	16,650	0.108	461	26.46
3×240+3×120/3	FC-CFX-HD-008	22.5	67.4	71.4	357	11,940	21,600	0.0817	540	34.32
3×300+3×150/3	FC-CFX-HD-009	25.2	75.6	79.6	398	14,740	27,000	0.0654	620	42.90
Power cables, 4-core										
4G4	FC-CFX-HD-010	3.0	16.0	18.0	90	450	480	5.09	41	0.57
4G6	FC-CFX-HD-011	3.6	17.4	19.4	97	600	720	3.39	53	0.86
4G10	FC-CFX-HD-012	4.6	21.6	23.6	118	900	1,200	1.95	74	1.43
4G16	FC-CFX-HD-013	5.6	23.7	26.7	134	1,240	1,920	1.24	99	2.29
4G25	FC-CFX-HD-014	7.3	28.5	31.5	158	1,850	3,000	0.795	131	3.58
Power cables, 5-core										
5G4	FC-CFX-HD-015	3.0	17.4	19.4	97	550	600	5.09	41	0.57
5G6	FC-CFX-HD-016	3.6	19.0	21.0	105	690	900	3.39	53	0.86
5G10	FC-CFX-HD-017	4.6	23.4	25.4	127	1,070	1,500	1.95	74	1.43
5G16	FC-CFX-HD-018	5.6	26.1	29.1	146	1,500	2,400	1.24	99	2.29
5G25	FC-CFX-HD-019	7.3	33.7	36.7	184	2,340	3,750	0.795	131	3.58
Control cables, 1.5 mm²										
7G1.5	FC-CFX-HD-020	1.6	15.2	17.2	86	390	310	13.7	23	0.21
12G1.5	FC-CFX-HD-021	1.6	21.4	23.4	117	720	540	13.7	23	0.21
18G1.5	FC-CFX-HD-022	1.6	21.3	23.3	117	770	810	13.7	23	0.21
24G1.5	FC-CFX-HD-023	1.6	23.8	26.8	134	1,020	1,080	13.7	23	0.21
30G1.5	FC-CFX-HD-024	1.6	26.5	29.5	148	1,240	1,350	13.7	23	0.21
36G1.5	FC-CFX-HD-025	1.6	26.5	29.5	148	1,290	1,620	13.7	23	0.21
56G1.5	FC-CFX-HD-026	1.6	35.9	38.9	195	2,040	2,520	13.7	23	0.21
Control cables, 2.5 mm²										
7G2.5	FC-CFX-HD-027	2.0	16.6	18.6	93	500	520	8.21	30	0.36
12G2.5	FC-CFX-HD-028	2.0	23.4	25.4	127	910	900	8.21	30	0.36
18G2.5	FC-CFX-HD-029	2.0	23.3	25.3	127	1,010	1,350	8.21	30	0.36
24G2.5	FC-CFX-HD-030	2.0	26.2	29.2	146	1,340	1,800	8.21	30	0.36
30G2.5	FC-CFX-HD-031	2.0	29.4	32.4	162	1,660	2,250	8.21	30	0.36
36G2.5	FC-CFX-HD-032	2.0	30.3	33.3	167	1,750	2,700	8.21	30	0.36

Cores × cross-section mm²	FeiChun part no.	Conductor Ø max. mm	Outer diameter min. mm	Outer diameter max. mm	Min. bending radius mm	Weight approx. kg/km	Max. tensile force N	R_{20} max. Ω/km	Current rating A	Short-circuit current kA (1 s)
44G2.5	FC-CFX-HD-033	2.0	34.1	37.1	186	2,180	3,300	8.21	30	0.36

FEICHUN CABLE

04 FC-CFX-ER (N)SHTÖU — E-RTG

equivalent to CORDAFLEX XPRT E-RTG

18 variants

Power reeling cable for electrified rubber-tyred gantry cranes (E-RTG) running on grid power. Three large phase cores with symmetrical split earth carry the full crane power; FO versions add a central 12 × E9 single-mode element for automation and remote operation.

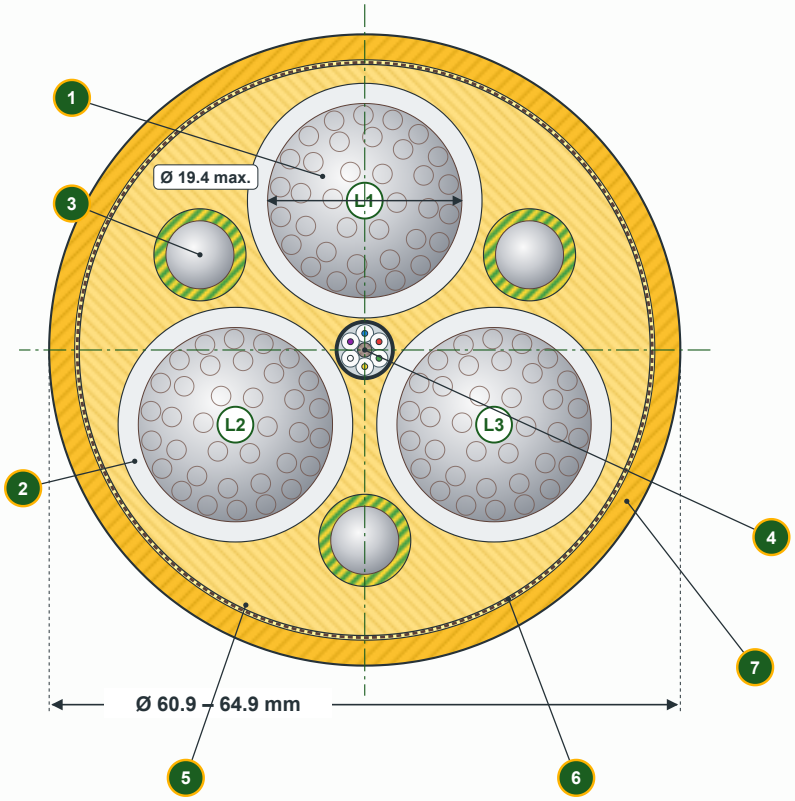

FEICHUN · SECTION A–A · 0.6/1 kV

FC-CFX-ER (N)SHTÖU-J + FO

Doc. No. FC-CAT-LVR-2026-F73E-EN
Ref. 3×185+3×95/3+1×(12E9)
Rev. 0 · 2026-10-10 · 1st-angle · NTS

Drawing representative of the 3×185+3×95/3+1×(12E9) size; other sizes scale proportionally.

Pos.	Element	Material
1	Phase conductor	Tinned electrolytic Cu, very finely stranded, class FS / class 5
2	Insulation	Special EPR-based compound, light-coloured cores with black numbers
3	Earth conductor	Split into 3 parts in the interstices, green-yellow insulation
4	Centre element	Rubber filler, or FO element 12 × E9 (FO versions)
5	Inner sheath	PCP-based rubber compound, yellow
6	Anti-torsion braid	Polyester braid vulcanised between the sheaths
7	Outer sheath	PCP-based compound, min. 5GM5, abrasion- and tear-resistant, yellow

Shown: 3×185+3×95/3+1×(12E9)

FC-CFX-ER (N)SHTÖU 0,6/1 kV

Cores × cross-section mm²	FeiChun part no.	Conductor Ø max. mm	Outer diameter min. mm	Outer diameter max. mm	Min. bending radius mm	Weight approx. kg/km	Max. tensile force N	R_{20} max. Ω/km	Current rating A	Short-circuit current kA (1 s)
Power cables, 3-core with earth split in three										
3×35+3×16/3	FC-CFX-ER-001	8.4	28.7	31.7	159	1,990	3,150	0.565	162	5.01
3×50+3×25/3	FC-CFX-ER-002	10.3	34.4	37.4	187	2,810	4,500	0.393	202	7.15
3×70+3×35/3	FC-CFX-ER-003	12.0	39.7	42.7	214	3,860	6,300	0.277	250	10.01
3×95+3×50/3	FC-CFX-ER-004	14.0	44.3	47.3	237	4,950	8,550	0.210	301	13.59
3×120+3×70/3	FC-CFX-ER-005	15.8	51.0	55.0	275	6,440	10,800	0.164	352	17.16
3×150+3×70/3	FC-CFX-ER-006	17.5	53.9	57.9	290	7,500	13,500	0.132	404	21.45
3×185+3×95/3	FC-CFX-ER-007	19.4	58.9	62.9	315	8,990	16,650	0.108	461	26.46
3×240+3×120/3	FC-CFX-ER-008	22.5	67.4	71.4	357	11,940	21,600	0.0817	540	34.32
3×300+3×150/3	FC-CFX-ER-009	25.2	75.6	79.6	398	14,740	27,000	0.0654	620	42.90
Power cables with integrated fibre optics (12 × E9)										
3×35+3×16/3 +1×(12E9)	FC-CFX-ER-010	8.4	30.7	33.7	168	2,080	3,150	0.565	162	5.01
3×50+3×25/3 +1×(12E9)	FC-CFX-ER-011	10.3	36.4	39.4	197	2,900	4,500	0.393	202	7.15
3×70+3×35/3 +1×(12E9)	FC-CFX-ER-012	12.0	41.7	44.7	224	3,950	6,300	0.277	250	10.01
3×95+3×50/3 +1×(12E9)	FC-CFX-ER-013	14.0	46.3	49.3	246	5,040	8,550	0.210	301	13.59
3×120+3×70/3 +1×(12E9)	FC-CFX-ER-014	15.8	53.0	57.0	285	6,530	10,800	0.164	352	17.16
3×150+3×70/3 +1×(12E9)	FC-CFX-ER-015	17.5	55.9	59.9	300	7,590	13,500	0.132	404	21.45
3×185+3×95/3 +1×(12E9)	FC-CFX-ER-016	19.4	60.9	64.9	324	9,080	16,650	0.108	461	26.46
3×240+3×120/3 +1×(12E9)	FC-CFX-ER-017	22.5	69.4	73.4	367	12,030	21,600	0.0817	540	34.32
3×300+3×150/3 +1×(12E9)	FC-CFX-ER-018	25.2	77.6	81.6	408	14,830	27,000	0.0654	620	42.90

05 FC-CFX-SR (N)SHTÖU – standard duty

equivalent to CORDAFLEX SMRT

17 variants

Cost-optimised LV reeling cable for standard-duty service up to 200 m/min — RMG/RTG, gantry and overhead cranes. 17 power variants, dimensionally identical to the heavy-duty FC-CFX-HD series.

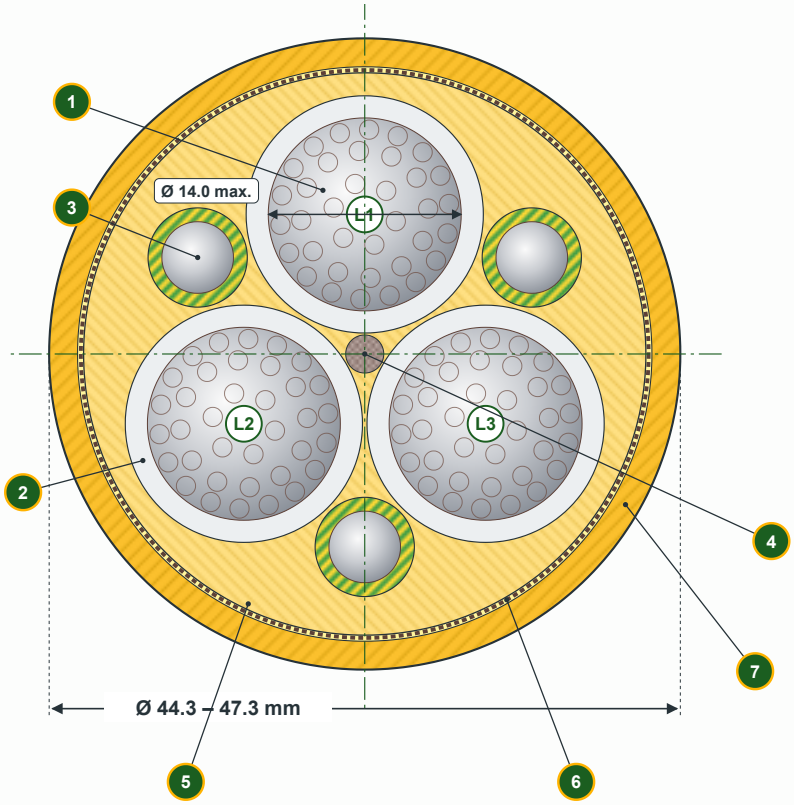

FEICHUN · SECTION A–A · 0.6/1 kV

FC-CFX-SR (N)SHTÖU-J

Doc. No. FC-CAT-LVR-2026-F73E-EN
Ref. 3×95+3×50/3
Rev. 0 · 2026-10-10 · 1st-angle · NTS

Drawing representative of the 3×95+3×50/3 size; other sizes scale proportionally.

Pos.	Element	Material
1	Phase conductor	Tinned electrolytic Cu, very finely stranded, class FS / class 5
2	Insulation	Special EPR-based compound, light-coloured cores with black numbers
3	Earth conductor	Split into 3 parts in the interstices, green-yellow insulation
4	Centre filler	Profiled rubber element
5	Inner sheath	PCP-based rubber compound, yellow
6	Anti-torsion braid	Polyester braid vulcanised between the sheaths
7	Outer sheath	PCP-based compound, min. 5GM5, abrasion- and tear-resistant, yellow

Shown: 3×95+3×50/3

FC-CFX-SR (N)SHTÖU 0,6/1 kV

Cores × cross-section mm²	FeiChun part no.	Conductor Ø max. mm	Outer diameter min. mm	Outer diameter max. mm	Min. bending radius mm	Weight approx. kg/km	Max. tensile force N	R_{20} max. Ω/km	Current rating A	Short-circuit current kA (1 s)
Power cables, 3-core with earth split in three										
3×35+3×16/3	FC-CFX-SR-001	8.4	28.7	31.7	159	1,990	3,150	0.565	162	5.01
3×50+3×25/3	FC-CFX-SR-002	10.3	34.4	37.4	187	2,810	4,500	0.393	202	7.15
3×70+3×35/3	FC-CFX-SR-003	12.0	39.7	42.7	214	3,860	6,300	0.277	250	10.01
3×95+3×50/3	FC-CFX-SR-004	14.0	44.3	47.3	237	4,950	8,550	0.210	301	13.59
3×120+3×70/3	FC-CFX-SR-005	15.8	51.0	55.0	275	6,440	10,800	0.164	352	17.16
3×150+3×70/3	FC-CFX-SR-006	17.5	53.9	57.9	290	7,500	13,500	0.132	404	21.45
3×185+3×95/3	FC-CFX-SR-007	19.4	58.9	62.9	315	8,990	16,650	0.108	461	26.46
3×240+3×120/3	FC-CFX-SR-008	22.5	67.4	71.4	357	11,940	21,600	0.0817	540	34.32
Power cables, 4-core										
4G4	FC-CFX-SR-009	3.0	16.0	18.0	90	450	480	5.09	41	0.57
4G6	FC-CFX-SR-010	3.6	17.4	19.4	97	600	720	3.39	53	0.86
4G10	FC-CFX-SR-011	4.6	21.6	23.6	118	900	1,200	1.95	74	1.43
4G16	FC-CFX-SR-012	5.6	23.7	26.7	134	1,240	1,920	1.24	99	2.29
4G25	FC-CFX-SR-013	7.3	28.5	31.5	158	1,850	3,000	0.795	131	3.58
Power cables, 5-core										
5G6	FC-CFX-SR-014	3.6	19.0	21.0	105	690	900	3.39	53	0.86
5G10	FC-CFX-SR-015	4.6	23.4	25.4	127	1,070	1,500	1.95	74	1.43
5G16	FC-CFX-SR-016	5.6	26.1	29.1	146	1,500	2,400	1.24	99	2.29
5G25	FC-CFX-SR-017	7.3	33.7	36.7	184	2,340	3,750	0.795	131	3.58

06 FC-CFX-SP (N)SHTÖU – special designs

equivalent to CORDAFLEX SPCL

11 variants

Special designs combining control cores with screened bus elements (CAN-Bus, Profibus, ASI, Industrial Ethernet) or integrated optical fibres (G50, G62.5, E9) — control, communication and data in one reeling cable.

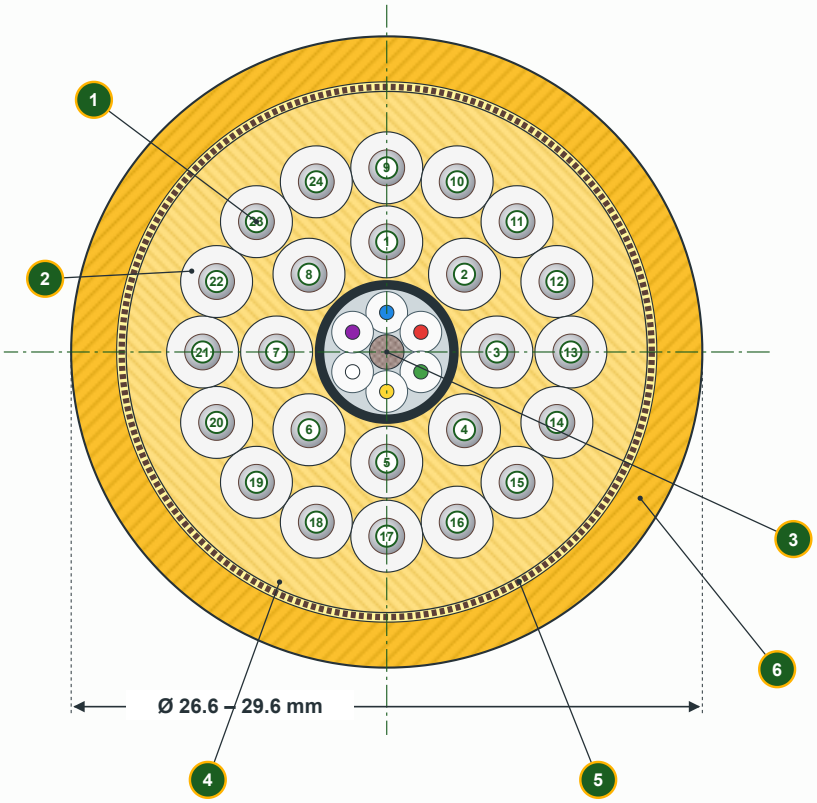

FEICHUN · SECTION A–A · 0.6/1 kV

FC-CFX-SP (N)SHTÖU-J + FO

Doc. No. FC-CAT-LVR-2026-F73E-EN
Ref. 24G1.5+6×(2G62.5)
Rev. 0 · 2026-10-10 · 1st-angle · NTS

Drawing representative of the 24G1.5+6×(2G62.5) size; other sizes scale proportionally.

Pos.	Element	Material
1	Phase conductor	Tinned electrolytic Cu, very finely stranded, class FS / class 5
2	Insulation	Special EPR-based compound, light-coloured cores with black numbers
3	Centre element	Fibre-optic element or screened data elements
4	Inner sheath	PCP-based rubber compound, yellow
5	Anti-torsion braid	Polyester braid vulcanised between the sheaths
6	Outer sheath	PCP-based compound, min. 5GM5, abrasion- and tear-resistant, yellow

Shown: 24G1.5+6×(2G62.5)

FC-CFX-SP (N)SHTÖU 0,6/1 kV

Cores × cross-section mm²	FeiChun part no.	Conductor Ø max. mm	Outer diameter min. mm	Outer diameter max. mm	Min. bending radius mm	Weight approx. kg/km	Max. tensile force N	R_{20} max. Ω/km	Current rating A	Short-circuit current kA (1 s)
Combined control cables with screened elements										
12G2.5 +12×1(C)	FC-CFX-SP-001	2.0	27.2	30.2	151	1,280	900	8.21	30	0.36
19G2.5 +5×1(C)	FC-CFX-SP-002	2.0	26.2	29.2	146	1,310	1,420	8.21	30	0.36
19G2.5 +5×1.5(C)	FC-CFX-SP-003	2.0	31.0	34.0	170	1,580	1,420	8.21	30	0.36
25G2.5 +5×1(C)	FC-CFX-SP-004	2.0	29.4	32.4	162	1,640	1,870	8.21	30	0.36
Control cables with integrated fibre optics										
24G1.5 +6×(2G62.5)	FC-CFX-SP-005	1.6	26.6	29.6	148	1,180	1,080	13.7	23	0.21
24G1.5 +12×(2E9)	FC-CFX-SP-006	1.6	26.5	29.5	148	1,200	1,080	13.7	23	0.21
20G2.5 +6×(3G62.5)	FC-CFX-SP-007	2.0	28.4	31.4	157	1,280	1,500	8.21	30	0.36
20G2.5 +6×(3E9)	FC-CFX-SP-008	2.0	28.4	31.4	157	1,290	1,500	8.21	30	0.36
24G2.5 +6×(2E9)	FC-CFX-SP-009	2.0	29.4	32.4	162	1,520	1,800	8.21	30	0.36
28G2.5 +2×(3G50)	FC-CFX-SP-010	2.0	29.4	32.4	162	1,590	2,100	8.21	30	0.36
30G2.5 +6×(3E9)	FC-CFX-SP-011	2.0	30.2	33.3	167	1,640	2,250	8.21	30	0.36

07

FC-TPU-RL D12Y11YU11Y — PUR, halogen-free

equivalent to TROMMELFLEX PUR-HF

30 variants

Halogen-free, flame-retardant PUR-sheathed reeling cable for motor-driven reels, festoon systems and drag chains — high abrasion, oil and hydrolysis resistance. Cores are twisted around a central textile carrier, with an open support braid for torsion protection.

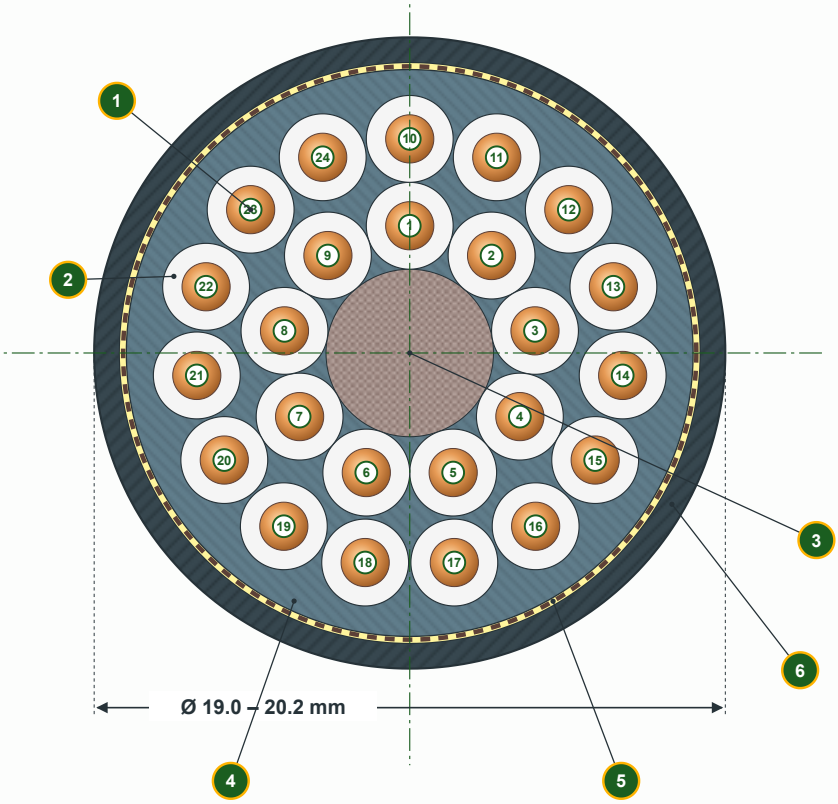

FEICHUN · SECTION A–A · 0.6/1 kV

FC-TPU-RL D12Y11YU11Y-J

Doc. No. FC-CAT-LVR-2026-F73E-EN
Ref. 24G1.5
Rev. 0 · 2026-10-10 · 1st-angle · NTS

Drawing representative of the 24G1.5 size; other sizes scale proportionally.

Pos.	Element	Material
1	Conductor	Plain annealed Cu, flexible class 5
2	Insulation	Halogen-free polyester-based compound (TPE-E)
3	Central carrier	Textile carrier; cores twisted with a short lay
4	Inner sheath	Halogen-free, flame-retardant polyurethane (PUR)
5	Torsion protection	Open support braid
6	Outer sheath	Halogen-free, flame-retardant PUR, black

Shown: 24G1.5

FC-TPU-RL D12Y11YU11Y 0,6/1 kV

Cores × cross-section mm²	FeiChun part no.	Conductor Ø max. mm	Outer diameter min. mm	Outer diameter max. mm	Min. bending radius mm	Weight approx. kg/km	Max. tensile force N	R_{20} max. Ω/km	Current rating A	Short-circuit current kA (1 s)
Control cables										
7G1.5	FC-TPU-RL-001	1.5	12.0	13.2	79	230	260	13.3	23	0.21
12G1.5	FC-TPU-RL-002	1.5	15.5	16.7	100	360	450	13.3	23	0.21
18G1.5	FC-TPU-RL-003	1.5	16.9	18.1	109	470	670	13.3	23	0.21
24G1.5	FC-TPU-RL-004	1.5	19.0	20.2	121	600	900	13.3	23	0.21
30G1.5	FC-TPU-RL-005	1.5	21.1	22.5	135	750	1,120	13.3	23	0.21
7G2.5	FC-TPU-RL-006	2.0	13.5	14.7	88	310	430	7.98	30	0.36
12G2.5	FC-TPU-RL-007	2.0	18.9	20.1	121	550	750	7.98	30	0.36
18G2.5	FC-TPU-RL-008	2.0	19.2	20.4	122	670	1,120	7.98	30	0.36
24G2.5	FC-TPU-RL-009	2.0	21.5	22.9	137	870	1,500	7.98	30	0.36
30G2.5	FC-TPU-RL-010	2.0	24.4	26.0	156	1,090	1,870	7.98	30	0.36
36G2.5	FC-TPU-RL-011	2.0	27.4	29.0	174	1,410	2,250	7.98	30	0.36
Power cables, 4-core										
4G1.5	FC-TPU-RL-012	1.5	10.0	11.2	67	150	150	13.3	23	0.21
4G2.5	FC-TPU-RL-013	2.0	11.1	12.2	74	200	250	7.98	30	0.36
4G4	FC-TPU-RL-014	2.5	12.3	13.5	81	280	400	4.95	41	0.57
4G6	FC-TPU-RL-015	3.1	14.1	15.2	92	370	600	3.3	53	0.86
4G10	FC-TPU-RL-016	4.1	17.4	18.6	112	600	1,000	1.91	74	1.43
4G16	FC-TPU-RL-017	5.1	20.0	21.4	128	850	1,600	1.21	99	2.29
4G25	FC-TPU-RL-018	6.2	23.5	24.9	149	1,230	2,500	0.78	131	3.58
4G35	FC-TPU-RL-019	7.8	28.5	30.2	181	1,760	3,500	0.554	162	5.01
Power cables, 5-core										
5G1.5	FC-TPU-RL-020	1.5	10.6	11.7	71	170	180	13.3	23	0.21
5G2.5	FC-TPU-RL-021	2.0	11.8	13.0	78	230	310	7.98	30	0.36
5G4	FC-TPU-RL-022	2.5	13.3	14.5	87	330	500	4.95	41	0.57
5G6	FC-TPU-RL-023	3.1	16.4	17.6	106	480	750	3.3	53	0.86
5G10	FC-TPU-RL-024	4.1	18.7	19.9	119	720	1,250	1.91	74	1.43
5G16	FC-TPU-RL-025	5.1	21.7	23.0	139	1,030	2,000	1.21	99	2.29
5G25	FC-TPU-RL-026	6.2	28.2	29.8	179	1,500	3,120	0.78	131	3.58
5G35	FC-TPU-RL-027	7.8	31.0	33.0	198	2,140	4,370	0.554	162	5.01
Combined power and control cables										
4G6 +4×(2×1.5)C	FC-TPU-RL-028	3.1	23.1	24.5	147	870	600	3.3	53	0.86
4G16 +2×(4×1.5)C	FC-TPU-RL-029	5.1	24.7	26.3	158	1,140	1,600	1.21	99	2.29
4G35 +2×(4×1.5)C	FC-TPU-RL-030	7.5	31.5	33.5	201	1,950	3,500	0.554	162	5.01

08 Optical Fibre Data (FC-CFX-ER, FC-CFX-SP)

Characteristic	G50/125 µm Multimode OM2/OM3	G62.5/125 µm Multimode OM1 (standard)	E9/125 µm Single-mode OS2
Fibre type	Graded-index	Graded-index	Monomode
Core / cladding / coating Ø	50 / 125 / 250 µm	62.5 / 125 / 250 µm	9 / 125 / 250 µm
Attenuation at 850 nm	≤ 2.8 dB/km	≤ 3.3 dB/km	—
Attenuation at 1310 nm	≤ 0.8 dB/km	≤ 0.9 dB/km	≤ 0.4 dB/km
Attenuation at 1550 nm	—	—	≤ 0.3 dB/km
Bandwidth at 850 nm	≥ 400 MHz·km	≥ 200 MHz·km	—
Bandwidth at 1300 nm	≥ 1,200 MHz·km	≥ 500 MHz·km	—
Numerical aperture	0.20 ± 0.02	0.275 ± 0.02	0.14 ± 0.02
Chromatic dispersion 1310 / 1550 nm	—	—	≤ 3.5 / ≤ 18 ps/(nm·km)

09 Rating Factors, Standards & Tests

Reeling factors — cylindrical drum

Layers on drum	1	2	3	4	5
Factor	0.80	0.61	0.49	0.42	0.38

Ambient temperature correction factors (90 °C conductor)

Ambient °C	20	25	30	35	40	45	50
Factor	1.08	1.04	1.00	0.96	0.91	0.87	0.82

Current ratings in the type tables are nominal values for cables laid on a surface at 30 °C ambient (DIN VDE 0298-4) — multiply by the reeling and ambient temperature factors for drum operation.

Standard	Scope
DIN VDE 0250-814	Basis of design — FC-CFX (N)SHTÖU
DIN VDE 0295 / IEC 60228	Conductors, class FS / 5
DIN VDE 0207-20 / -21	EPR insulation and PCP sheath compounds
DIN VDE 0293-308	Core identification — FC-TPU
DIN VDE 0298-3 / -4	Bending radii, current ratings
IEC 60332-1-2 · IEC 60754-1	Flame retardance, halogen-free — FC-TPU
DIN EN 60811-404	Oil resistance
EN 50525-1 · HD 22.16	General requirements; water resistance
IEC 60793 / IEC 60794	Optical fibres and FO cable tests

Routine & type tests

- AC voltage test on every drum — 3.5 kV (FC-CFX) / 2.5 kV (FC-TPU)
- Conductor resistance and dimensional checks
- OTDR attenuation test of every fibre (FO versions), report supplied with drum
- Transfer impedance and continuity of screened elements (FC-CFX-SP)
- Reeling, reversed bending, roller bending and torsion tests (type test)
- Flame retardance and halogen-free verification (FC-TPU)

Test documentation: each delivery is accompanied by a FeiChun in-house laboratory inspection certificate. Third-party witnessed testing can be arranged at the buyer's cost.

10 Installation, Marking & Delivery

Installation notes

- Drum core diameter ≥ 2 × minimum bending radius; guide rollers sized to the same radius.
- Unwind tangentially from the delivery drum — never pull off over the flange; avoid loops and kinks.
- Keep torsion within ± 50 °/m and keep at least 20 × D between S-type direction changes.
- Keep tensile force within the tabulated limit, including acceleration and braking peaks.
- Lay out and relax the cable before the first reeling; check tension control at commissioning.
- Connect all earth conductor parts and screens at both ends; for festoon systems keep loop lengths uniform.

Sheath marking

```
FEICHUN FC-CFX-HD (N)SHTÖU-J [cores × cross-section] 0,6/1 kV [year] [serial no.] [metre mark]
```

```
FEICHUN FC-CFX-ER (N)SHTÖU-J [cores × cross-section] 0,6/1 kV [year] [serial no.] [metre mark]
```

```
FEICHUN FC-CFX-SR (N)SHTÖU-J [cores × cross-section] 0,6/1 kV [year] [serial no.] [metre mark]
```

Fibre-optic termination (LWL): preparation of the FO element requires specialised skills and tooling. Factory pre-assembly of FO connectors or pigtails is recommended — please supply connection dimensions with the order.

```
FEICHUN FC-CFX-SP (N)SHTÖU-J [cores × cross-section] 0,6/1 kV [year] [serial no.] [metre mark]
```

```
FEICHUN FC-TPU-RL D12Y11YU11Y-J [cores × cross-section] 0,6/1 kV [year] [serial no.] [metre mark]
```

Packing & delivery

Item	Standard
Drum	Steel or fumigated wooden drums, ends sealed with heat-shrink caps
Lengths	To order, single continuous length (no joints)
Production lead time	2–3 weeks after technical confirmation
Warranty	Min. 3 years against manufacturing defects
Drum label	Type, size, length, gross/net weight, batch no., drum no.

11 Certifications & Quality

CE — LVD 2014/35/EU

Attestation No. M.2025.206.C116598 · EN 50525-1:2011+A1:2022 · UDEM International Certification · valid to 01.04.2030

EAC — TR CU 004/2011

Certificate No. ЕАЭС KG417/052.CN.02.15390 · TR CU 004/2011, GOST 31996-2012, GOST 31565-2012 · valid 24.10.2025 – 23.10.2030

UKCA — Verification

No. ICR/VC/HS2508110 · BS EN 50525-1:2011+A1:2022 · ICR Polska · valid to 17.08.2030

FeiChun also holds ATEX (Directive 2014/34/EU) documentation verification and IECEx / VDE related approvals for designated product families. Certificate copies are available on request.

12 Trademark Notice & Intellectual Property

CORDAFLEX®, CORDAFLEX XPRT, CORDAFLEX SMRT, CORDAFLEX SPCL, CORDAFLEX (SMK), TROMMELFLEX® and TROMMELFLEX PUR-HF are trademarks of their respective owner (Prysmian Group). They are cited solely to identify reference types for technical cross-referencing; FeiChun Cables has no affiliation with, and is not endorsed by, the trademark owner. FC-CFX and FC-TPU products are designed to equivalent functional performance.

© 2026 Anhui FeiChun Special Cable Co., Ltd. — All rights reserved. This catalogue, including its drawings, tables and layout, is the intellectual property of FeiChun and is protected under the Copyright Law and the Anti-Unfair Competition Law of the People's Republic of China and the Copyright Act 1968 (Cth) of Australia. Reproduction, redistribution or modification in whole or in part without written consent is prohibited. Technical data are subject to change without notice as part of continuous product development.

Technical & Sales Contact

Anhui FeiChun Special Cable Co., Ltd.
International Business Department
No. 1 Park, Private Science & Technology Park, Hefei National ETDZ, Hefei, Anhui, China
Technical: Tech@feichuncables.com
Mining & heavy industry: mining@feichuncables.com
Zihao Yang, Global Sales Manager:
zihao.yang@feichuncables.com
WhatsApp: +86 138 5512 3218
Web: www.feichuncables.com

Document Control

Doc. No. FC-CAT-LVR-2026-F73E-EN
Revision 0 — first issue
Date 10 October 2026
Scope 5 series · 109 variants · 0.6/1 kV

Prepared — Technical Dept.	Checked — QA	Approved — Intl. Business