SERIES CATALOGUE · ROUND MV REELING | 6/10 – 18/30 kV

Based on DIN VDE 0250-813 | PROTOLON XPRT / SMRT Equivalent

FC-MVR · FC-MVR-SR (N)TSCGEWÖU · (N)TSKCGEWÖU Round Medium Voltage Reeling Cables

Complete series catalogue — 16 types from 6/10 kV to 18/30 kV in heavy-duty (XPRT-equivalent) and standard-duty (SMRT-equivalent) versions, each with or without an integrated fibre-optic element, for container cranes, stacker-reclaimers, ship loaders and large mobile equipment.

Document No. **FC-CAT-MVR-2026-B3CC-EN** Revision **0** Issue date **10 October 2026**

Language **English (AU)**

01 Series Overview

FC-MVR round reeling cables are flexible medium voltage cables for motor-driven reeling drums under high mechanical stress — dynamic tensile loads, changes of direction in different planes, running over rollers and torsional stress. Three EPR-insulated power cores are stranded around a central cradle separator, with the earth conductor split in the interstices for a symmetrical design. An anti-torsion braid vulcanised between the inner

Typical applications

- STS, RMG and RTG container cranes on motor-driven reeling drums
- Stacker-reclaimers, ship loaders and bulk-handling gantries
- Bucket-wheel excavators and large mobile mining equipment
- Mobile substations and transfer cars
- Outdoor and indoor use — resistant to ozone, UV, moisture and oil

and outer sheaths keeps the cable stable on the drum.

Two duty classes are offered. The heavy-duty FC-MVR series (PROTOLON XPRT equivalent, 6/10 – 18/30 kV) is designed for travel speeds up to 240 m/min on fast STS and RMG cranes. The standard-duty FC-MVR-SR series (PROTOLON SMRT equivalent, 6/10 – 12/20 kV) is a cost-optimised solution up to 200 m/min with identical dimensions. Every type is also available with an integrated fibre-optic element (LWL) for power and data in a single cable.

6 – 30 kV
Rated voltage range

240 / 200 m/min
Travel speed — heavy / standard duty

20 / 30 N/mm²
Static / dynamic tensile load on conductor

± 25 °/m
Permissible torsional stress

Heavy duty vs standard duty

Parameter	FC-MVR / FC-MVR-LWL PROTOLON XPRT equivalent	FC-MVR-SR / FC-MVR-SR-LWL PROTOLON SMRT equivalent
Duty class	Heavy duty — high to extreme mechanical stress	Standard duty — medium mechanical stress
Voltage range	6/10 – 18/30 kV	6/10 – 12/20 kV
Travel speed (reeling)	Up to 240 m/min, higher on request	Up to 200 m/min
Tensile load on conductor	20 N/mm² static · 30 N/mm² dynamic	20 N/mm² static · 30 N/mm² dynamic
Torsional stress	± 25 °/m	± 25 °/m
Dimensions	Per type tables	Identical to heavy-duty version
Designation, FO version	(N)TSKCGEWÖU	(N)TSCGEWÖU

Selection guide

FeiChun type	Reference type	Rated voltage	Duty	Fibre optics	Size range	Section
FC-MVR (N)TSCGEWÖU 6/10 kV	PROTOLON XPRT (N)TSCGEWÖU 6/10 kV	**6/10 kV**	**Heavy duty**	No	3×25 – 3×300 mm²	§05
FC-MVR-LWL (N)TSKCGEWÖU 6/10 kV	PROTOLON XPRT-LWL (N)TSKCGEWÖU 6/10 kV	**6/10 kV**	**Heavy duty**	Yes — 6G62.5 standard	3×25 – 3×300 mm²	§05
FC-MVR-SR (N)TSCGEWÖU 6/10 kV	PROTOLON SMRT (N)TSCGEWÖU 6/10 kV	**6/10 kV**	**Standard duty**	No	3×25 – 3×300 mm²	§05
FC-MVR-SR-LWL (N)TSCGEWÖU 6/10 kV	PROTOLON SMRT-LWL (N)TSCGEWÖU 6/10 kV	**6/10 kV**	**Standard duty**	Yes — 6G62.5 standard	3×25 – 3×300 mm²	§05
FC-MVR (N)TSCGEWÖU 8,7/15 kV	PROTOLON XPRT (N)TSCGEWÖU 8,7/15 kV	**8.7/15 kV**	**Heavy duty**	No	3×25 – 3×300 mm²	§06
FC-MVR-LWL (N)TSKCGEWÖU 8,7/15 kV	PROTOLON XPRT-LWL (N)TSKCGEWÖU 8,7/15 kV	**8.7/15 kV**	**Heavy duty**	Yes — 6G62.5 standard	3×25 – 3×300 mm²	§06
FC-MVR-SR (N)TSCGEWÖU 8,7/15 kV	PROTOLON SMRT (N)TSCGEWÖU 8,7/15 kV	**8.7/15 kV**	**Standard duty**	No	3×25 – 3×300 mm²	§06
FC-MVR-SR-LWL (N)TSCGEWÖU 8,7/15 kV	PROTOLON SMRT-LWL (N)TSCGEWÖU 8,7/15 kV	**8.7/15 kV**	**Standard duty**	Yes — 6G62.5 standard	3×25 – 3×300 mm²	§06
FC-MVR (N)TSCGEWÖU 12/20 kV	PROTOLON XPRT (N)TSCGEWÖU 12/20 kV	**12/20 kV**	**Heavy duty**	No	3×25 – 3×300 mm²	§07
FC-MVR-LWL (N)TSKCGEWÖU 12/20 kV	PROTOLON XPRT-LWL (N)TSKCGEWÖU 12/20 kV	**12/20 kV**	**Heavy duty**	Yes — 6G62.5 standard	3×25 – 3×300 mm²	§07

FeiChun type	Reference type	Rated voltage	Duty	Fibre optics	Size range	Section
FC-MVR-SR (N)TSCGEWÖU 12/20 kV	PROTOLON SMRT (N)TSCGEWÖU 12/20 kV	**12/20 kV**	**Standard duty**	No	3×25 – 3×300 mm²	§07
FC-MVR-SR-LWL (N)TSCGEWÖU 12/20 kV	PROTOLON SMRT-LWL (N)TSCGEWÖU 12/20 kV	**12/20 kV**	**Standard duty**	Yes — 6G62.5 standard	3×25 – 3×300 mm²	§07
FC-MVR (N)TSCGEWÖU 14/25 kV	PROTOLON XPRT (N)TSCGEWÖU 14/25 kV	**14/25 kV**	**Heavy duty**	No	3×25 – 3×300 mm²	§08
FC-MVR-LWL (N)TSKCGEWÖU 14/25 kV	PROTOLON XPRT-LWL (N)TSKCGEWÖU 14/25 kV	**14/25 kV**	**Heavy duty**	Yes — 6G62.5 standard	3×25 – 3×300 mm²	§08
FC-MVR (N)TSCGEWÖU 18/30 kV	PROTOLON XPRT (N)TSCGEWÖU 18/30 kV	**18/30 kV**	**Heavy duty**	No	3×35 – 3×300 mm²	§09
FC-MVR-LWL (N)TSKCGEWÖU 18/30 kV	PROTOLON XPRT-LWL (N)TSKCGEWÖU 18/30 kV	**18/30 kV**	**Heavy duty**	Yes — 6G62.5 standard	3×35 – 3×300 mm²	§09

02 Construction

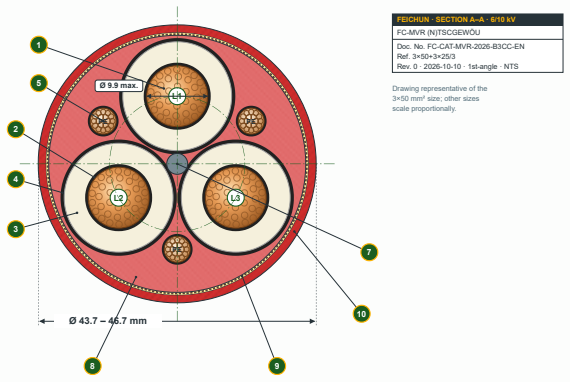

FC-MVR / FC-MVR-SR (N)TSCGEWÖU
Power only (shown: 3×50+3×25/3)

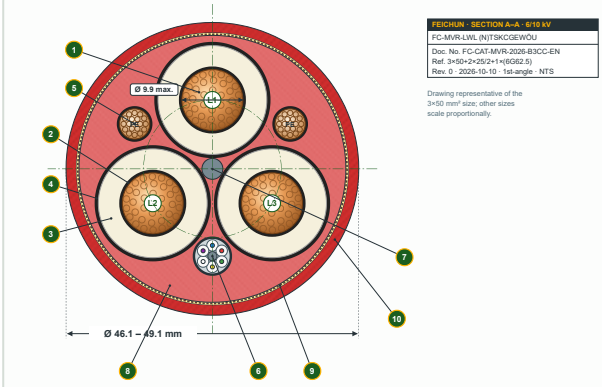

FC-MVR-LWL (N)TSKCGEWÖU · FC-MVR-SR-LWL (N)TSCGEWÖU
With fibre optics (shown: 3×50+2×25/2+1×(6G62.5))

Pos.	Element	Material
1	Phase conductor	Tinned annealed Cu, very finely stranded, class 5 (IEC 60228) / class FS (DIN VDE 0295)
2	Inner semiconductive layer	Extruded semiconductive EPR
3	Insulation	High-grade EPR, min. 3GI3 (DIN VDE 0207-20), natural colour
4	Outer semiconductive layer	Modified semiconductive compound, black, strippable cold
5	Earth conductor	Tinned Cu with semiconductive covering — 3 parts (power only) or 2 parts (LWL) in the interstices
6	Fibre-optic element (LWL only)	6 gel-filled ETFE tubes around a central FRP support, 1–4 fibres per tube
7	Cradle separator	Central profiled rubber element
8	Inner sheath	EPR-based rubber compound, min. 5GM3, red, longitudinally water-blocking
9	Anti-torsion braid	Polyester yarn braid, vulcanised between inner and outer sheath
10	Outer sheath	Polychloroprene (CR/PCP), min. 5GM5, abrasion- and tear-resistant, red

Design features

Item	Description
Core arrangement	Three power cores stranded around a central cradle separator; earth conductor split into 3 parts (power only) or 2 parts plus FO element (LWL) in the interstices
Electrical field control	Triple-extruded inner semicon / EPR insulation / outer semicon in one continuous process
Core identification	Natural insulation with black semiconductive layer; numbered tapes L1, L2, L3
Sheath system	Double-layer sandwich sheath with vulcanised anti-torsion braid — torsion-stable, high tear and abrasion resistance
Sheath colour	Red (standard); yellow or black on request

03 Technical Data

Electrical parameters by voltage class

Parameter	6/10 kV	8.7/15 kV	12/20 kV	14/25 kV	18/30 kV
Rated voltage U_0/U	6/10 kV	8.7/15 kV	12/20 kV	14/25 kV	18/30 kV
Max. operating voltage AC	6.9/12 kV	10.4/18 kV	13.9/24 kV	17.3/30 kV	20.8/36 kV
Max. operating voltage DC	9/18 kV	13.5/27 kV	20.8/36 kV	26/45 kV	31/54 kV
AC test voltage, 5 min	17 kV	24 kV	29 kV	35 kV	43 kV
Partial discharge at 1.73 U_0			≤ 10 pC		

Thermal, mechanical & chemical parameters (all types)

Parameter	Value
Max. conductor temperature	+90 °C
Short-circuit temperature	+250 °C (max. 5 s)
Ambient — fixed installation	−50 °C to +80 °C
Ambient — fully flexible operation	−35 °C to +80 °C
Max. tensile load	20 N/mm² static; 30 N/mm² dynamic (acceleration) — of total phase conductor cross-section
Torsional stress	± 25 °/m
Min. bending radius	Per DIN VDE 0298-3 — see type tables
S-type direction changes	Min. spacing 20 × D
Travel speed	Heavy duty up to 240 m/min (higher on request); standard duty up to 200 m/min
Resistance	Oil (DIN EN 60811-404), ozone, UV and moisture — unrestricted outdoor use; water resistance per HD 22.16

04 Optical Fibre Data (LWL versions)

Characteristic	G50/125 µm Multimode OM2/OM3	G62.5/125 µm Multimode OM1 (standard)	E9/125 µm Single-mode OS2
Fibre type	Graded-index	Graded-index	Monomode
Core / cladding / coating Ø	50 / 125 / 250 µm	62.5 / 125 / 250 µm	9 / 125 / 250 µm
Attenuation at 850 nm	≤ 2.8 dB/km	≤ 3.3 dB/km	—
Attenuation at 1310 nm	≤ 0.8 dB/km	≤ 0.9 dB/km	≤ 0.4 dB/km
Attenuation at 1550 nm	—	—	≤ 0.3 dB/km
Bandwidth at 850 nm	≥ 400 MHz·km	≥ 200 MHz·km	—
Bandwidth at 1300 nm	≥ 1,200 MHz·km	≥ 500 MHz·km	—
Numerical aperture	0.20 ± 0.02	0.275 ± 0.02	0.14 ± 0.02
Chromatic dispersion 1310 / 1550 nm	—	—	≤ 3.5 / ≤ 18 ps/(nm·km)
Fibre count	6 (standard) · 12 · 18 · 24 — in six gel-filled loose tubes		

FEICHUN CABLE

05 6/10 kV **Types**

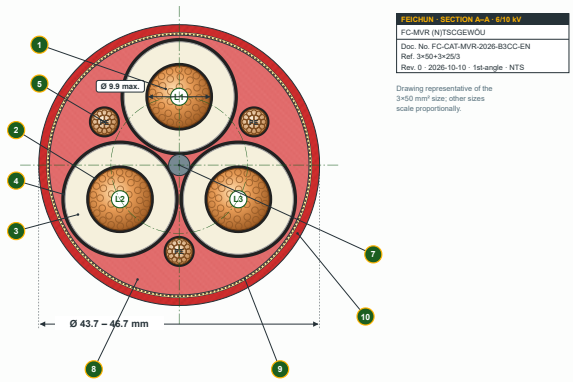

FC-MVR / FC-MVR-SR (N)TSCGEWÖU 6/10 kV
Power only (shown: 3×50+3×25/3)

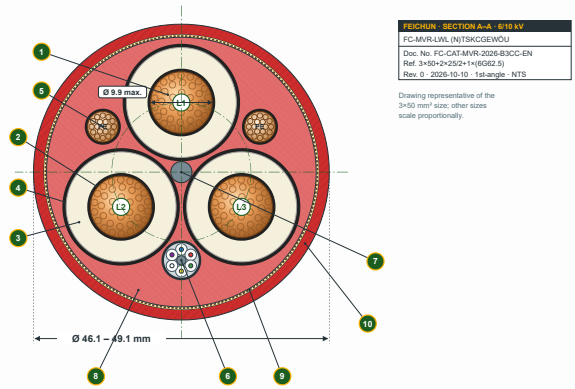

FC-MVR-LWL (N)TSKCGEWÖU 6/10 kV · FC-MVR-SR-LWL (N)TSCGEWÖU 6/10 kV
With fibre optics (shown: 3×50+2×25/2+1×(6G62.5))

FC-MVR / FC-MVR-SR (N)TSCGEWÖU 6/10 kV

equivalent to PROTOLON XPRT

equivalent to PROTOLON SMRT

Cores × cross-section mm²	FeiChun part no.	Conductor Ø max. mm	Earth cond. Ø max. mm	Outer diameter		Min. bending radius mm	Weight approx. kg/km	Max. tensile force		R_{20} max. Ω/km	Current rating A	Short-circuit current kA (1 s)
				min. mm	max. mm			static N	dynamic N			
3×25+3×25/3	FC-MVR10-02525 FC-MVRS10-02525	7.1	4.2	37.8	40.8	408	2,400	1,500	2,250	0.795	131	3.58
3×35+3×25/3	FC-MVR10-03525 FC-MVRS10-03525	8.3	4.2	40.2	43.2	432	2,830	2,100	3,150	0.565	162	5.01
3×35+3×35/3	FC-MVR10-03535 FC-MVRS10-03535	8.3	5.0	40.2	43.2	432	2,920	2,100	3,150	0.565	162	5.01
3×35+3×50/3	FC-MVR10-03550 FC-MVRS10-03550	8.3	5.9	42.7	45.7	457	3,280	2,100	3,150	0.565	162	5.01
3×50+3×25/3	FC-MVR10-05025 FC-MVRS10-05025	9.9	4.2	43.7	46.7	467	3,570	3,000	4,500	0.393	202	7.15
3×70+3×50/3	FC-MVR10-07050 FC-MVRS10-07050	11.8	5.9	47.7	50.7	507	4,570	4,200	6,300	0.277	250	10.01
3×95+3×50/3	FC-MVR10-09550 FC-MVRS10-09550	13.8	5.9	52.8	56.8	568	5,710	5,700	8,550	0.210	301	13.59
3×120+3×70/3	FC-MVR10-12070 FC-MVRS10-12070	15.4	7.0	56.2	60.2	602	6,840	7,200	10,800	0.164	352	17.16
3×150+3×70/3	FC-MVR10-15070 FC-MVRS10-15070	17.2	7.0	61.5	65.5	655	8,200	9,000	13,500	0.132	404	21.45
3×185+3×95/3	FC-MVR10-18595 FC-MVRS10-18595	19.0	8.0	65.3	69.3	693	9,690	11,100	16,650	0.108	461	26.46
3×240+3×120/3	FC-MVR10-24012 FC-MVRS10-24012	21.8	9.0	73.8	77.8	778	12,310	14,400	21,600	0.0817	540	34.32
3×300+3×150/3	FC-MVR10-30015 FC-MVRS10-30015	24.4	10.0	79.5	83.5	835	14,780	18,000	27,000	0.0654	620	42.90

FC-MVR-LWL (N)TSKCGEWÖU 6/10 kV · FC-MVR-SR-LWL (N)TSCGEWÖU 6/10 kV

equivalent to PROTOLON XPRT-LWL | equivalent to PROTOLON SMRT-LWL

Cores × cross-section mm²	FeiChun part no.	Conductor Ø max. mm	Earth cond. Ø max. mm	Outer diameter min. mm	Outer diameter max. mm	Min. bending radius mm	Weight approx. kg/km	Max. tensile force static N	Max. tensile force dynamic N	R_{20} max. Ω/km	Current rating A	Short-circuit current kA (1 s)
3×25+2×25/2 +1×(6G62.5)	FC-MVR10-02525F FC-MVRS10-02525F	7.1	5.0	40.7	43.7	437	2,640	1,500	2,250	0.795	131	3.58
3×35+2×25/2 +1×(6G62.5)	FC-MVR10-03525F FC-MVRS10-03525F	8.3	5.0	42.7	45.7	457	3,060	2,100	3,150	0.565	162	5.01
3×50+2×25/2 +1×(6G62.5)	FC-MVR10-05025F FC-MVRS10-05025F	9.9	5.0	46.1	49.1	491	3,730	3,000	4,500	0.393	202	7.15
3×70+2×35/2 +1×(6G62.5)	FC-MVR10-07035F FC-MVRS10-07035F	11.8	5.9	51.1	55.1	551	4,870	4,200	6,300	0.277	250	10.01
3×95+2×50/2 +1×(6G62.5)	FC-MVR10-09550F FC-MVRS10-09550F	13.8	7.2	56.1	60.1	601	6,070	5,700	8,550	0.210	301	13.59
3×120+2×70/2 +1×(6G62.5)	FC-MVR10-12070F FC-MVRS10-12070F	15.4	8.3	60.9	64.9	649	7,500	7,200	10,800	0.164	352	17.16
3×150+2×70/2 +1×(6G62.5)	FC-MVR10-15070F FC-MVRS10-15070F	17.2	8.3	64.8	68.8	688	8,670	9,000	13,500	0.132	404	21.45
3×185+2×95/2 +1×(6G62.5)	FC-MVR10-18595F FC-MVRS10-18595F	19.0	9.8	69.3	73.3	733	10,290	11,100	16,650	0.108	461	26.46
3×240+2×120/2 +1×(6G62.5)	FC-MVR10-24012F FC-MVRS10-24012F	21.8	11.0	76.7	80.7	807	12,960	14,400	21,600	0.0817	540	34.32
3×300+2×150/2 +1×(6G62.5)	FC-MVR10-30015F FC-MVRS10-30015F	24.4	12.0	84.2	89.2	892	15,880	18,000	27,000	0.0654	620	42.90

Part numbers: upper line FC-MVR (heavy duty, PROTOLON XPRT equivalent); lower line FC-MVR-SR (standard duty, PROTOLON SMRT equivalent) — identical dimensions and ratings. Designs with 12, 18 or 24 fibres, G50 or E9 fibre types, alternative earth configurations and sheath colours are manufactured to order.

06 **8.7/15 kV** **Types**

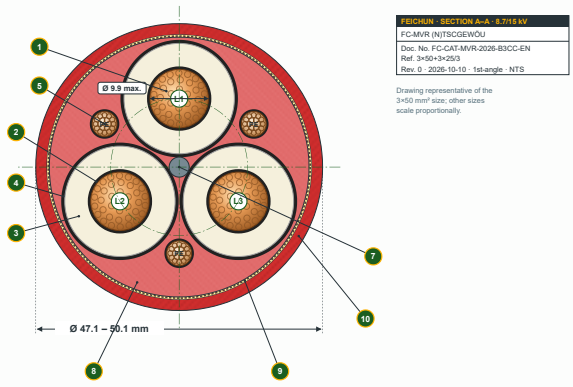

FC-MVR / FC-MVR-SR (N)TSCGEWÖU 8,7/15 kV
Power only (shown: 3×50+3×25/3)

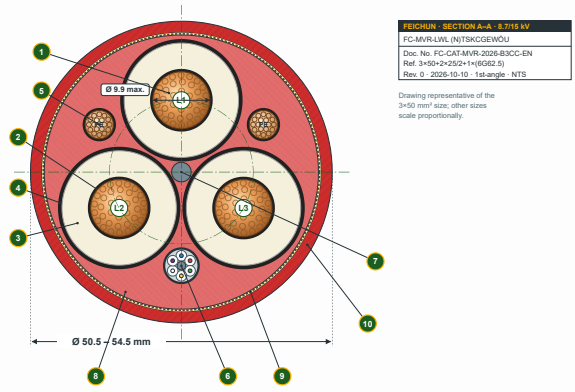

FC-MVR-LWL (N)TSKCGEWÖU 8,7/15 kV · FC-MVR-SR-LWL (N)TSCGEWÖU 8,7/15 kV
With fibre optics (shown: 3×50+2×25/2+1×(6G62.5))

FC-MVR / FC-MVR-SR (N)TSCGEWÖU 8,7/15 kV

equivalent to PROTOLON XPRT

equivalent to PROTOLON SMRT

Cores × cross-section mm²	FeiChun part no.	Conductor Ø max. mm	Earth cond. Ø max. mm	Outer diameter		Min. bending radius mm	Weight approx. kg/km	Max. tensile force		R_{20} max. Ω/km	Current rating A	Short-circuit current kA (1 s)
				min. mm	max. mm			static N	dynamic N			
3×25+3×25/3	FC-MVR15-02525 FC-MVRS15-02525	7.1	4.2	41.1	44.1	441	2,680	1,500	2,250	0.795	139	3.58
3×35+3×25/3	FC-MVR15-03525 FC-MVRS15-03525	8.3	4.2	43.7	46.7	467	3,150	2,100	3,150	0.565	172	5.01
3×50+3×25/3	FC-MVR15-05025 FC-MVRS15-05025	9.9	4.2	47.1	50.1	501	3,840	3,000	4,500	0.393	215	7.15
3×70+3×35/3	FC-MVR15-07035 FC-MVRS15-07035	11.8	5.0	52.0	56.0	560	5,010	4,200	6,300	0.277	265	10.01
3×95+3×50/3	FC-MVR15-09550 FC-MVRS15-09550	13.8	5.9	57.2	61.2	612	6,070	5,700	8,550	0.210	319	13.59
3×120+3×70/3	FC-MVR15-12070 FC-MVRS15-12070	15.4	7.0	62.1	66.1	661	7,480	7,200	10,800	0.164	371	17.16
3×150+3×70/3	FC-MVR15-15070 FC-MVRS15-15070	17.2	7.0	65.9	69.9	699	8,630	9,000	13,500	0.132	428	21.45
3×185+3×95/3	FC-MVR15-18595 FC-MVRS15-18595	19.0	8.0	69.8	73.8	738	10,140	11,100	16,650	0.108	488	26.46
3×240+3×120/3	FC-MVR15-24012 FC-MVRS15-24012	21.8	9.0	77.3	81.3	813	12,860	14,400	21,600	0.0817	574	34.32
3×300+3×150/3	FC-MVR15-30015 FC-MVRS15-30015	24.4	10.0	84.2	89.2	892	15,730	18,000	27,000	0.0654	660	42.90

FC-MVR-LWL (N)TSKCGEWÖU 8,7/15 kV · FC-MVR-SR-LWL (N)TSCGEWÖU 8,7/15 kV

equivalent to PROTOLON XPRT-LWL | equivalent to PROTOLON SMRT-LWL

Cores × cross-section mm²	FeiChun part no.	Conductor Ø max. mm	Earth cond. Ø max. mm	Outer diameter min. mm	Outer diameter max. mm	Min. bending radius mm	Weight approx. kg/km	Max. tensile force static N	Max. tensile force dynamic N	R_{20} max. Ω/km	Current rating A	Short-circuit current kA (1 s)
3×25+2×25/2 +1×(6G62.5)	FC-MVR15-02525F FC-MVRS15-02525F	7.1	5.0	43.5	46.5	465	2,890	1,500	2,250	0.795	139	3.58
3×35+2×25/2 +1×(6G62.5)	FC-MVR15-03525F FC-MVRS15-03525F	8.3	5.0	46.1	49.1	491	3,380	2,100	3,150	0.565	172	5.01
3×50+2×25/2 +1×(6G62.5)	FC-MVR15-05025F FC-MVRS15-05025F	9.9	5.0	50.5	54.5	545	4,260	3,000	4,500	0.393	215	7.15
3×70+2×35/2 +1×(6G62.5)	FC-MVR15-07035F FC-MVRS15-07035F	11.8	5.9	55.2	59.2	592	5,350	4,200	6,300	0.277	265	10.01
3×95+2×50/2 +1×(6G62.5)	FC-MVR15-09550F FC-MVRS15-09550F	13.8	7.2	60.9	64.9	649	6,700	5,700	8,550	0.210	319	13.59
3×120+2×70/2 +1×(6G62.5)	FC-MVR15-12070F FC-MVRS15-12070F	15.4	8.3	64.4	68.4	684	7,870	7,200	10,800	0.164	371	17.16
3×150+2×70/2 +1×(6G62.5)	FC-MVR15-15070F FC-MVRS15-15070F	17.2	8.3	68.8	72.8	728	9,130	9,000	13,500	0.132	428	21.45
3×185+2×95/2 +1×(6G62.5)	FC-MVR15-18595F FC-MVRS15-18595F	19.0	9.8	74.1	78.1	781	10,920	11,100	16,650	0.108	488	26.46
3×240+2×120/2 +1×(6G62.5)	FC-MVR15-24012F FC-MVRS15-24012F	21.8	11.0	80.8	84.8	848	13,560	14,400	21,600	0.0817	574	34.32
3×300+2×150/2 +1×(6G62.5)	FC-MVR15-30015F FC-MVRS15-30015F	24.4	12.0	87.7	92.7	927	16,510	18,000	27,000	0.0654	660	42.90

Part numbers: upper line FC-MVR (heavy duty, PROTOLON XPRT equivalent); lower line FC-MVR-SR (standard duty, PROTOLON SMRT equivalent) — identical dimensions and ratings. Designs with 12, 18 or 24 fibres, G50 or E9 fibre types, alternative earth configurations and sheath colours are manufactured to order.

07 12/20 kV **Types**

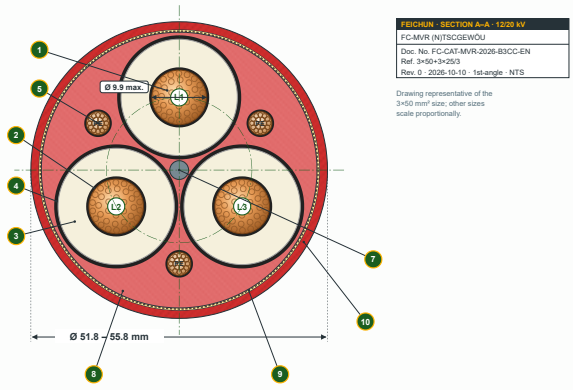

FC-MVR / FC-MVR-SR (N)TSCGEWÖU 12/20 kV
Power only (shown: 3×50+3×25/3)

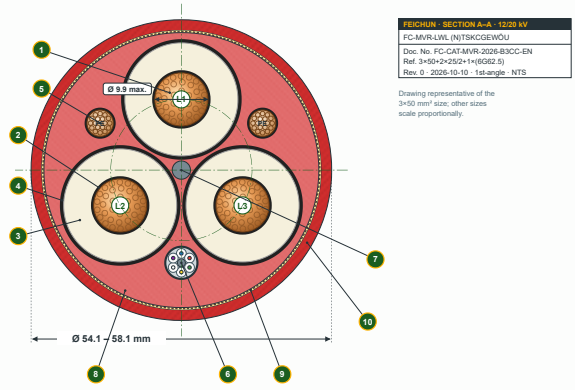

FC-MVR-LWL (N)TSKCGEWÖU 12/20 kV · FC-MVR-SR-LWL (N)TSCGEWÖU 12/20 kV
With fibre optics (shown: 3×50+2×25/2+1×(6G62.5))

FC-MVR / FC-MVR-SR (N)TSCGEWÖU 12/20 kV

equivalent to PROTOLON XPRT

equivalent to PROTOLON SMRT

Cores × cross-section mm²	FeiChun part no.	Conductor Ø max. mm	Earth cond. Ø max. mm	Outer diameter		Min. bending radius mm	Weight approx. kg/km	Max. tensile force		R_{20} max. Ω/km	Current rating A	Short-circuit current kA (1 s)
				min. mm	max. mm			static N	dynamic N			
3×25+3×25/3	FC-MVR20-02525 FC-MVRS20-02525	7.1	4.2	44.1	47.1	471	2,950	1,500	2,250	0.795	139	3.58
3×35+3×25/3	FC-MVR20-03525 FC-MVRS20-03525	8.3	4.2	46.6	49.6	496	3,440	2,100	3,150	0.565	172	5.01
3×50+3×25/3	FC-MVR20-05025 FC-MVRS20-05025	9.9	4.2	51.8	55.8	558	4,300	3,000	4,500	0.393	215	7.15
3×70+3×35/3	FC-MVR20-07035 FC-MVRS20-07035	11.8	5.0	55.0	59.0	590	5,350	4,200	6,300	0.277	265	10.01
3×95+3×50/3	FC-MVR20-09550 FC-MVRS20-09550	13.8	5.9	61.6	65.6	656	6,660	5,700	8,550	0.210	319	13.59
3×120+3×70/3	FC-MVR20-12070 FC-MVRS20-12070	15.4	7.0	65.1	69.1	691	7,870	7,200	10,800	0.164	371	17.16
3×150+3×70/3	FC-MVR20-15070 FC-MVRS20-15070	17.2	7.0	69.0	73.0	730	9,060	9,000	13,500	0.132	428	21.45
3×185+3×95/3	FC-MVR20-18595 FC-MVRS20-18595	19.0	8.0	74.3	78.3	783	10,850	11,100	16,650	0.108	488	26.46
3×240+3×120/3	FC-MVR20-24012 FC-MVRS20-24012	21.8	9.0	80.3	84.3	843	13,340	14,400	21,600	0.0817	574	34.32
3×300+3×150/3	FC-MVR20-30015 FC-MVRS20-30015	24.4	10.0	87.2	92.2	922	16,250	18,000	27,000	0.0654	660	42.90

FC-MVR-LWL (N)TSKCGEWÖU 12/20 kV · FC-MVR-SR-LWL (N)TSCGEWÖU 12/20 kV

equivalent to PROTOLON XPRT-LWL | equivalent to PROTOLON SMRT-LWL

Cores × cross-section mm²	FeiChun part no.	Conductor Ø max. mm	Earth cond. Ø max. mm	Outer diameter min. mm	Outer diameter max. mm	Min. bending radius mm	Weight approx. kg/km	Max. tensile force static N	Max. tensile force dynamic N	R_{20} max. Ω/km	Current rating A	Short-circuit current kA (1 s)
3×25+2×25/2 +1×(6G62.5)	FC-MVR20-02525F FC-MVRS20-02525F	7.1	5.0	46.6	49.6	496	3,200	1,500	2,250	0.795	139	3.58
3×35+2×25/2 +1×(6G62.5)	FC-MVR20-03525F FC-MVRS20-03525F	8.3	5.0	50.1	54.1	541	3,880	2,100	3,150	0.565	172	5.01
3×50+2×25/2 +1×(6G62.5)	FC-MVR20-05025F FC-MVRS20-05025F	9.9	5.0	54.1	58.1	581	4,670	3,000	4,500	0.393	215	7.15
3×70+2×35/2 +1×(6G62.5)	FC-MVR20-07035F FC-MVRS20-07035F	11.8	5.9	58.2	62.2	622	5,640	4,200	6,300	0.277	265	10.01
3×95+2×50/2 +1×(6G62.5)	FC-MVR20-09550F FC-MVRS20-09550F	13.8	7.2	64.0	68.0	680	7,050	5,700	8,550	0.210	319	13.59
3×120+2×70/2 +1×(6G62.5)	FC-MVR20-12070F FC-MVRS20-12070F	15.4	8.3	68.0	72.0	720	8,360	7,200	10,800	0.164	371	17.16
3×150+2×70/2 +1×(6G62.5)	FC-MVR20-15070F FC-MVRS20-15070F	17.2	8.3	73.3	77.3	773	9,840	9,000	13,500	0.132	428	21.45
3×185+2×95/2 +1×(6G62.5)	FC-MVR20-18595F FC-MVRS20-18595F	19.0	9.8	77.2	81.2	812	11,410	11,100	16,650	0.108	488	26.46
3×240+2×120/2 +1×(6G62.5)	FC-MVR20-24012F FC-MVRS20-24012F	21.8	11.0	85.1	90.1	901	14,440	14,400	21,600	0.0817	574	34.32
3×300+2×150/2 +1×(6G62.5)	FC-MVR20-30015F FC-MVRS20-30015F	24.4	12.0	91.3	96.3	963	17,810	18,000	27,000	0.0654	660	42.90

Part numbers: upper line FC-MVR (heavy duty, PROTOLON XPRT equivalent); lower line FC-MVR-SR (standard duty, PROTOLON SMRT equivalent) — identical dimensions and ratings. Designs with 12, 18 or 24 fibres, G50 or E9 fibre types, alternative earth configurations and sheath colours are manufactured to order.

08 14/25 kV Types

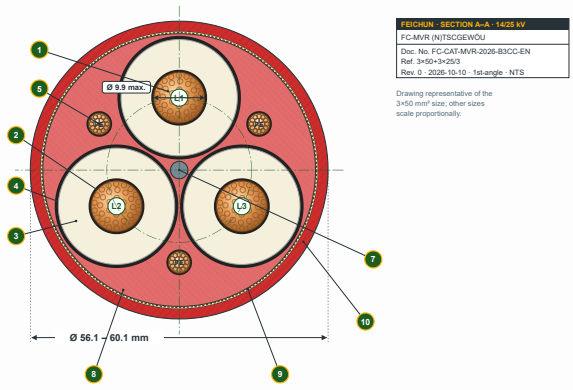

FC-MVR (N)TSCGEWÖU 14/25 kV

Power only (shown: 3×50+3×25/3)

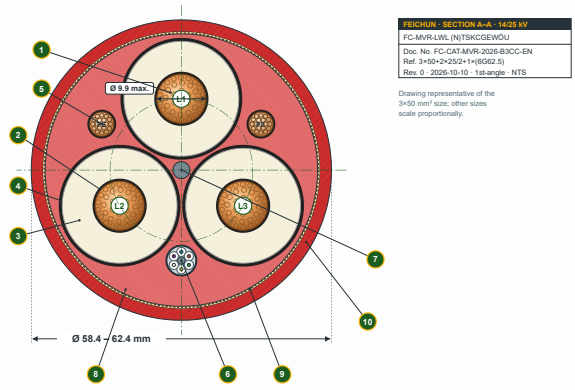

FC-MVR-LWL (N)TSKCGEWÖU 14/25 kV

With fibre optics (shown: 3×50+2×25/2+1×(6G62.5))

FC-MVR (N)TSCGEWÖU 14/25 kV

equivalent to PROTOLON XPRT

Cores × cross-section mm²	FeiChun part no.	Conductor Ø max. mm	Earth cond. Ø max. mm	Outer diameter min. mm	Outer diameter max. mm	Min. bending radius mm	Weight approx. kg/km	Max. tensile force static N	Max. tensile force dynamic N	R_{20} max. Ω/km	Current rating A	Short-circuit current kA (1 s)
3×25+3×25/3	FC-MVR25-02525	7.1	4.2	48.4	51.4	514	3,470	1,500	2,250	0.795	139	3.58
3×35+3×25/3	FC-MVR25-03525	8.3	4.2	50.9	53.9	539	3,990	2,100	3,150	0.565	172	5.01
3×50+3×25/3	FC-MVR25-05025	9.9	4.2	56.1	60.1	601	4,900	3,000	4,500	0.393	215	7.15
3×70+3×35/3	FC-MVR25-07035	11.8	5.0	59.3	63.3	633	5,990	4,200	6,300	0.277	265	10.01
3×95+3×50/3	FC-MVR25-09550	13.8	5.9	65.9	69.9	699	7,360	5,700	8,550	0.210	319	13.59
3×120+3×70/3	FC-MVR25-12070	15.4	7.0	69.4	73.4	734	8,610	7,200	10,800	0.164	371	17.16
3×150+3×70/3	FC-MVR25-15070	17.2	7.0	73.3	77.3	773	9,840	9,000	13,500	0.132	428	21.45
3×185+3×95/3	FC-MVR25-18595	19.0	8.0	78.6	82.6	826	11,680	11,100	16,650	0.108	488	26.46
3×240+3×120/3	FC-MVR25-24012	21.8	9.0	84.6	88.6	886	14,240	14,400	21,600	0.0817	574	34.32
3×300+3×150/3	FC-MVR25-30015	24.4	10.0	91.5	96.5	965	17,220	18,000	27,000	0.0654	660	42.90

FC-MVR-LWL (N)TSKCGEWÖU 14/25 kV

equivalent to PROTOLON XPRT-LWL

Cores × cross-section mm²	FeiChun part no.	Conductor Ø max. mm	Earth cond. Ø max. mm	Outer diameter min. mm	Outer diameter max. mm	Min. bending radius mm	Weight approx. kg/km	Max. tensile force static N	Max. tensile force dynamic N	R_{20} max. Ω/km	Current rating A	Short-circuit current kA (1 s)
3×25+2×25/2 +1×(6G62.5)	FC-MVR25-02525F	7.1	5.0	50.9	53.9	539	3,740	1,500	2,250	0.795	139	3.58
3×35+2×25/2 +1×(6G62.5)	FC-MVR25-03525F	8.3	5.0	54.4	58.4	584	4,460	2,100	3,150	0.565	172	5.01
3×50+2×25/2 +1×(6G62.5)	FC-MVR25-05025F	9.9	5.0	58.4	62.4	624	5,290	3,000	4,500	0.393	215	7.15
3×70+2×35/2 +1×(6G62.5)	FC-MVR25-07035F	11.8	5.9	62.5	66.5	665	6,300	4,200	6,300	0.277	265	10.01
3×95+2×50/2 +1×(6G62.5)	FC-MVR25-09550F	13.8	7.2	68.3	72.3	723	7,770	5,700	8,550	0.210	319	13.59
3×120+2×70/2 +1×(6G62.5)	FC-MVR25-12070F	15.4	8.3	72.3	76.3	763	9,120	7,200	10,800	0.164	371	17.16
3×150+2×70/2 +1×(6G62.5)	FC-MVR25-15070F	17.2	8.3	77.6	81.6	816	10,650	9,000	13,500	0.132	428	21.45
3×185+2×95/2 +1×(6G62.5)	FC-MVR25-18595F	19.0	9.8	81.5	85.5	855	12,260	11,100	16,650	0.108	488	26.46
3×240+2×120/2 +1×(6G62.5)	FC-MVR25-24012F	21.8	11.0	89.4	94.4	944	15,370	14,400	21,600	0.0817	574	34.32
3×300+2×150/2 +1×(6G62.5)	FC-MVR25-30015F	24.4	12.0	95.6	100.6	1,006	18,800	18,000	27,000	0.0654	660	42.90

Available in the heavy-duty FC-MVR / FC-MVR-LWL version. Designs with 12, 18 or 24 fibres, G50 or E9 fibre types, alternative earth configurations and sheath colours are manufactured to order.

09 18/30 kV

Types

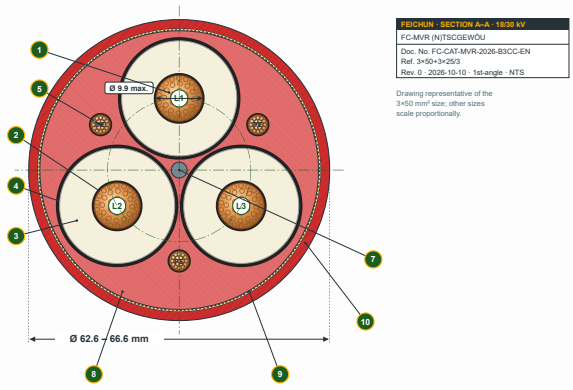

FC-MVR (N)TSCGEWÖU 18/30 kV

Power only (shown: 3×50+3×25/3)

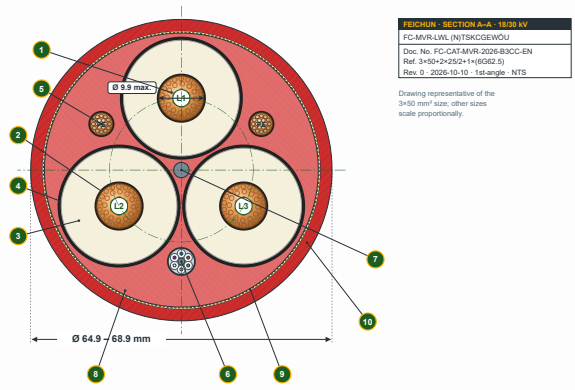

FC-MVR-LWL (N)TSKCGEWÖU 18/30 kV

With fibre optics (shown: 3×50+2×25/2+1×(6G62.5))

FC-MVR (N)TSCGEWÖU 18/30 kV

equivalent to PROTOLON XPRT

Cores × cross-section mm²	FeiChun part no.	Conductor Ø max. mm	Earth cond. Ø max. mm	Outer diameter min. mm	Outer diameter max. mm	Min. bending radius mm	Weight approx. kg/km	Max. tensile force static N	Max. tensile force dynamic N	R_{20} max. Ω/km	Current rating A	Short-circuit current kA (1 s)
3×35+3×25/3	FC-MVR30-03525	8.3	4.2	57.4	60.4	604	4,910	2,100	3,150	0.565	172	5.01
3×50+3×25/3	FC-MVR30-05025	9.9	4.2	62.6	66.6	666	5,900	3,000	4,500	0.393	215	7.15
3×70+3×35/3	FC-MVR30-07035	11.8	5.0	65.8	69.8	698	7,050	4,200	6,300	0.277	265	10.01
3×95+3×50/3	FC-MVR30-09550	13.8	5.9	72.4	76.4	764	8,510	5,700	8,550	0.210	319	13.59
3×120+3×70/3	FC-MVR30-12070	15.4	7.0	75.9	79.9	799	9,810	7,200	10,800	0.164	371	17.16
3×150+3×70/3	FC-MVR30-15070	17.2	7.0	79.8	83.8	838	11,110	9,000	13,500	0.132	428	21.45
3×185+3×95/3	FC-MVR30-18595	19.0	8.0	85.1	89.1	891	13,020	11,100	16,650	0.108	488	26.46
3×240+3×120/3	FC-MVR30-24012	21.8	9.0	91.1	95.1	951	15,680	14,400	21,600	0.0817	574	34.32
3×300+3×150/3	FC-MVR30-30015	24.4	10.0	98.0	103.0	1,030	18,770	18,000	27,000	0.0654	660	42.90

FC-MVR-LWL (N)TSKCGEWÖU 18/30 kV

equivalent to PROTOLON XPRT-LWL

Cores × cross-section mm²	FeiChun part no.	Conductor Ø max. mm	Earth cond. Ø max. mm	Outer diameter min. mm	Outer diameter max. mm	Min. bending radius mm	Weight approx. kg/km	Max. tensile force static N	Max. tensile force dynamic N	R_{20} max. Ω/km	Current rating A	Short-circuit current kA (1 s)
3×35+2×25/2 +1×(6G62.5)	FC-MVR30-03525F	8.3	5.0	60.9	64.9	649	5,410	2,100	3,150	0.565	172	5.01
3×50+2×25/2 +1×(6G62.5)	FC-MVR30-05025F	9.9	5.0	64.9	68.9	689	6,300	3,000	4,500	0.393	215	7.15
3×70+2×35/2 +1×(6G62.5)	FC-MVR30-07035F	11.8	5.9	69.0	73.0	730	7,380	4,200	6,300	0.277	265	10.01
3×95+2×50/2 +1×(6G62.5)	FC-MVR30-09550F	13.8	7.2	74.8	78.8	788	8,930	5,700	8,550	0.210	319	13.59
3×120+2×70/2 +1×(6G62.5)	FC-MVR30-12070F	15.4	8.3	78.8	82.8	828	10,340	7,200	10,800	0.164	371	17.16
3×150+2×70/2 +1×(6G62.5)	FC-MVR30-15070F	17.2	8.3	84.1	88.1	881	11,950	9,000	13,500	0.132	428	21.45
3×185+2×95/2 +1×(6G62.5)	FC-MVR30-18595F	19.0	9.8	88.0	92.0	920	13,620	11,100	16,650	0.108	488	26.46
3×240+2×120/2 +1×(6G62.5)	FC-MVR30-24012F	21.8	11.0	95.9	100.9	1,009	16,850	14,400	21,600	0.0817	574	34.32
3×300+2×150/2 +1×(6G62.5)	FC-MVR30-30015F	24.4	12.0	102.1	107.1	1,071	20,390	18,000	27,000	0.0654	660	42.90

Available in the heavy-duty FC-MVR / FC-MVR-LWL version. Designs with 12, 18 or 24 fibres, G50 or E9 fibre types, alternative earth configurations and sheath colours are manufactured to order.

10 Rating Factors, Standards & Tests

Reeling factors — cylindrical drum

Layers on drum	1	2	3	4	5
Factor	0.80	0.61	0.49	0.42	0.38

Ambient temperature correction factors (90 °C conductor)

Ambient °C	20	25	30	35	40	45	50
Factor	1.08	1.04	1.00	0.96	0.91	0.87	0.82

Current ratings in the type tables are nominal values for rubber cables laid in air at 30 °C ambient (DIN VDE 0298-4) — multiply by the reeling and ambient temperature factors for drum operation.

Standard	Scope
DIN VDE 0250-813	Basis of design (flat MV reeling cable)
DIN VDE 0295 / IEC 60228	Conductors, class 5 / F
DIN VDE 0207-20 / -21	Insulation (3GI3) and sheath (5GM5) compounds
DIN VDE 0298-3 / -4	Bending radii, current ratings
DIN EN 60811-404	Oil resistance
HD 22.16 / EN 50525-1	Water resistance; general requirements
IEC 60793 / IEC 60794	Optical fibres and FO cable tests

Routine & type tests

- AC voltage test on every drum (17 / 24 / 29 / 35 / 43 kV by voltage class) and partial discharge measurement
- Conductor resistance and dimensional checks
- OTDR attenuation test of every fibre (LWL versions), report supplied with drum
- Reeling, reversed bending and torsion tests (type test)
- Ozone, UV and oil resistance

Test documentation: each delivery is accompanied by a FeiChun in-house laboratory inspection certificate. Third-party witnessed testing can be arranged at the buyer's cost.

11 Installation, Marking & Delivery

Installation notes

- Drum core diameter ≥ 2 × minimum bending radius; use guide rollers sized to the same radius.
- Unwind tangentially from the delivery drum — never pull off over the flange; avoid loops and kinks.
- Keep torsion within ± 25 °/m; maintain at least 20 × D between S-type direction changes.
- Keep tensile force within the static / dynamic limits tabulated, including acceleration and braking peaks.
- Lay out and relax the cable before the first reeling; check tension-control settings at commissioning.
- Use stress-control terminations rated for the voltage class and connect every earth conductor part at both ends.

Fibre-optic termination (LWL): preparation of the FO element requires specialised skills and tooling. Factory pre-assembly of FO connectors or pigtails is recommended — please supply connection dimensions with the order.

Sheath marking

```
FEICHUN FC-MVR[-SR][-LWL] (N)TSCGEWÖU /
(N)TSKCGEWÖU [cores × cross-section]
[U0/U] [year] [serial no.] [metre mark]
```

Packing & delivery

Item	Standard
Drum	Steel or fumigated wooden drums, ends sealed with heat-shrink caps
Lengths	To order, single continuous length (no joints)
Production lead time	2–3 weeks after technical confirmation
Warranty	Min. 3 years against manufacturing defects
Drum label	Type, size, length, gross/net weight, batch no., drum no.

12 Certifications & Quality

CE — LVD 2014/35/EU

Attestation No. M.2025.206.C116598 · EN 50525-1:2011+A1:2022 · UDEM International Certification · valid to 01.04.2030

EAC — TR CU 004/2011

Certificate No. EAЭC KG417/052.CN.02.15390 · TR CU 004/2011, GOST 31996-2012, GOST 31565-2012 · valid 24.10.2025 – 23.10.2030

UKCA — Verification

No. ICR/VC/HS2508110 · BS EN 50525-1:2011+A1:2022 · ICR Polska · valid to 17.08.2030

FeiChun also holds ATEX (Directive 2014/34/EU) documentation verification and IECEx / VDE related approvals for designated product families. Certificate copies are available on request.

13 Trademark Notice & Intellectual Property

PROTOLON®, PROTOLON XPRT, PROTOLON XPRT-LWL, PROTOLON SMRT, PROTOLON SMRT-LWL and PROTOLON (SMK) are trademarks of their respective owner (Prysmian Group). They are cited solely to identify reference types for technical cross-referencing; FeiChun Cables has no affiliation with, and is not endorsed by, the trademark owner. FC-MVR, FC-MVR-LWL, FC-MVR-SR and FC-MVR-SR-LWL are FeiChun products designed to equivalent functional performance.

© 2026 Anhui FeiChun Special Cable Co., Ltd. — All rights reserved. This catalogue, including its drawings, tables and layout, is the intellectual property of FeiChun and is protected under the Copyright Law and the Anti-Unfair Competition Law of the People's Republic of China and the Copyright Act 1968 (Cth) of Australia. Reproduction, redistribution or modification in whole or in part without written consent is prohibited. Technical data are subject to change without notice as part of continuous product development.

Technical & Sales Contact

Anhui FeiChun Special Cable Co., Ltd.
International Business Department
No. 1 Park, Private Science & Technology Park, Hefei National ETDZ, Hefei, Anhui, China
Technical: Tech@feichuncables.com
Mining & heavy industry: mining@feichuncables.com
Zihao Yang, Global Sales Manager:
zihao.yang@feichuncables.com
WhatsApp: +86 138 5512 3218
Web: www.feichuncables.com

Document Control

Doc. No. FC-CAT-MVR-2026-B3CC-EN
Revision 0 — first issue
Date 10 October 2026
Scope 16 types · 6/10 – 18/30 kV · heavy / standard duty · with / without FO

Prepared — Technical Dept.	Checked — QA	Approved — Intl. Business